

**Sinai Cement Company  
SAE  
Consolidated Financial  
Statements  
&  
Auditor's Report  
As at 30st June 2023**

# CONTENTS

---

- Auditor's Report.
- Consolidated Balance Sheet as at 30<sup>st</sup> June 2023.
- Consolidated Income Statement for as at 30<sup>st</sup> June 2023.
- Consolidated Statement of Comprehensive Income as at 30<sup>st</sup> June 2023.
- Consolidated Statement of Changes in Shareholders' Equity as at 30<sup>st</sup> June 2023.
- Consolidated Cash Flows Statement as at 30<sup>st</sup> June 2023.
- Notes to the Consolidated Financial Statements as at 30<sup>st</sup> June 2023.

**Auditor's Report on Review of Consolidated Financial Statements**  
**To the Board of Directors of Sinai Cement Company, SAE**

**Introduction:**

We have carried out a limited review of the Consolidated interim financial statements of Sinai Cement Company, S.A.E represented in the accompanying balance sheet as of 30<sup>st</sup> June 2023, and the related statements of income, comprehensive income, changes in shareholder's equity, and cash flows for the three months period then ended and a summary of the significant accounting policies and other explanatory notes.

Management is responsible for the preparation and fair presentation of these interim financial statements in accordance with Egyptian accounting standards. Our responsibility is to express a conclusion on these interim financial statements based on our limited review.

**Scope of Limited Review:**

We conducted our review in accordance with Egyptian Standard on Limited Review Engagements No. 2410, "Limited Review of interim Financial Statements Performed by the Independent Auditor of the Entity." A limited review of interim financial statements consists of making inquiries, primarily of persons responsible for financial and accounting matters, and applying analytical and other review procedures. A review is substantially less in scope than an audit conducted in accordance with Egyptian Standards on auditing and consequently does not enable us to obtain assurance that we would become aware of all significant matters that might be identified in an audit. Accordingly, we do not express an audit opinion on these interim financial statements.

**Without considering the following qualifications, We draw attention to the following:**

The company has called for convening the extraordinary general assembly of the company's shareholders on April 6, 2023 to consider the continuity of the company's activity despite its losses exceeding more than half of the shareholders' equity for the financial year ending on 31<sup>st</sup> December 2022, in accordance with Article No. (48) of the company's articles of association, and The assembly decided to unanimously approve the continuation of the company's activities, and was not approved by the General Authority for Investment until the date of preparing the current periodic financial statements, and the financial statements were prepared on 30<sup>st</sup> June 2023 in light of the imposition of continuity for the company.

The combined losses of the company on 30<sup>st</sup> June 2023 amounted to EGP 2,194,574,766 which has exceeded half of the company's equity at that date.

*Medhat Ghaly*  
*Albert Edward*

Certified Accountant

مدحت غالى  
البرت ادوارد

محاسبون ومراجعون

**Conclusion:**

Based on our limited review referred to above, and except to the effects / probable implications of what is mentioned in the above paragraph, nothing has come to our attention that causes us to believe that the accompanying interim financial statements at 30<sup>st</sup> June 2023 give a true and fair view of the financial performance and its cash flows for the ending period in accordance with Egyptian Accounting Standards.

**Auditor**  
**Medhat Fouad Ghaly**

Register Auditors the central bank of Egypt No. 8383

Register Auditors the General Authority for Financial Supervision No. 121

Register Auditors the Central Bank of Egypt No. 263



Cairo at 14/8/2023

**Sinai Cement Company**  
**S.A.E**  
**Consolidated Balance Sheet**  
**as at 30 June 2023**

<u>Details</u>	<u>Note No</u>	<u>30/6/2023</u>	<u>Egyptian Pounds 31/12/2022</u>
<b>Assets</b>			
<b>Non Current Assets</b>			
Fixed Assets (Net)	4 - 2/3	1,006,515,054	1,012,037,202
Intangible Assets(Net)		930,476	939,988
Construction Works In Process	5 - 4/3	40,603,450	65,411,901
Long Term Financial Investments	6	100,571,920	100,571,920
Other financial Investments	12	65,010	65,010
<b>Total Non Current Assets</b>		<b>1,148,685,910</b>	<b>1,179,026,021</b>
<b>Current Assets</b>			
Inventories(Net)	7	539,034,231	885,585,654
Debtors&Notes Receivable	8	531,681,797	269,268,012
Due From Affiliated Companies	9	785,536	788,964
Sundry Debtors(Net)	10	398,123,462	276,826,553
Other Debit accounts	11	439,133,195	142,977,000
Cash at hand&in Banks	13	412,944,183	124,728,597
<b>Total Current Assets</b>		<b>2,321,702,404</b>	<b>1,700,174,780</b>
<b>Total Assets</b>		<b>3,470,388,314</b>	<b>2,879,200,801</b>
<b>Equity &amp; Liabilities</b>			
<b>Equity</b>			
Issued and paid-in Capital	14	1,330,658,670	1,330,658,670
Legal reserve		227,163,603	227,163,603
General reserve		29,359,411	29,359,411
Profit(losses)brought forward		(2,114,855,618)	(1,784,447,374)
(losses) for the year/period		(79,719,148)	(330,408,244)
<b>Total Equity attributable to equity holders of the holding company</b>		<b>(607,393,082)</b>	<b>(527,673,934)</b>
<b>Add:</b>			
minority Intrest	15	(5,265)	(2,495)
<b>Total Equity</b>		<b>(607,398,347)</b>	<b>(527,676,429)</b>
<b>Non Current Liabilities</b>			
Deferred Tax Liability	16	126,127,587	123,936,470
<b>Total Non Current Liabilities</b>		<b>126,127,587</b>	<b>123,936,470</b>
<b>Long Term Liabilities</b>			
Long Term Loans	17	170,895,515	203,619,394
<b>Total Long Term Liabilities</b>		<b>170,895,515</b>	<b>203,619,394</b>
<b>Current Liabilities</b>			
Bank Facilities	18	692,042,825	600,309,381
Provisions	19	111,544,458	116,464,076
Short term loans from Affiliated companies	20	1,544,100,000	950,000,000
Suppliers, Creditors & Notes Payable	21	1,071,138,921	1,132,466,713
Other credit accounts	22	361,937,355	280,081,196
<b>Total Current Liabilities</b>		<b>3,780,763,559</b>	<b>3,079,321,366</b>
<b>Total Liabilities</b>		<b>4,077,786,661</b>	<b>3,406,877,230</b>
<b>Total Liabilities &amp; Equity</b>		<b>3,470,388,314</b>	<b>2,879,200,801</b>

Financial Manager  
Wael Mohamed Ali Mohamed Abd-Rabbou

Chief Financial Officer  
Salah El-Sayed Atwa Ramadan

Managing Director  
Tamer Magdy Ragheb

The accompanying notes are an integral part of these consolidated interm financial statements  
review report attached


**Sinai Cement Company**  
**consolidated Income statement**  
**For The Financial Year Ended 30 June 2023**

Egyptian Pounds

	Note No.	<u>30/6/2023</u>	<u>30/6/2022</u>
Sales (Net)		2,363,138,980	1,025,325,958
<b>Less</b>			
Cost of Sales	23	1,880,450,000	932,194,220
<b>GROSS (LOSS)</b>		<b>482,688,980</b>	<b>93,131,738</b>
<b>LESS:</b>			
Selling and distribution expenses	24	319,373,664	50,400,782
General and administrative expenses	25	85,133,183	53,414,983
Finance expenses		123,617,902	92,868,527
Impairment in Debtors		4,418,580	2,832,439
Provisions other than depreciation		2,586,880	752,799
<b>TOTAL EXPENSES</b>		<b>535,130,209</b>	<b>200,269,530</b>
<b>Operating (Losses)</b>		<b>(52,441,229)</b>	<b>(107,137,792)</b>
<b>Add(deduct):</b>			
Interest Income		4,197,297	12,833,330
Capital gains profit (losses)		4,999	234,209
Other Income		117,075	68,810
Foreign Exchange gains Profit (losses)		(29,408,943)	(9,653,603)
<b>Total</b>		<b>(25,089,572)</b>	<b>3,482,746</b>
<b>Net (Losses) before tax</b>		<b>(77,530,801)</b>	<b>(103,655,046)</b>
<b>Less:</b>			
Deferred TAX		(2,191,117)	1,293,395
<b>Net (Losses) after tax for the year</b>		<b>(79,721,918)</b>	<b>(102,361,651)</b>
Holding company share		(79,719,148)	(102,359,592)
Minority interest share		(2,770)	(2,058)
<b>Earning (Losses) Per Share of the holding company</b>	26	<b>(0.60)</b>	<b>(0.58)</b>

Financial Manager  
Wael Mohamed Ali Mohamed Abd-Rabbou

*Abd-Rabbou*



Chief Financial Officer  
Salah El-Sayed Atwa Ramadan

Managing Director  
Tamer Magdy Ragheb

*Tamer Magdy Ragheb*

The accompanying notes are an integral part of these consolidated interim financial statements  
review report attached


**Sinai Cement Company**  
**Consolidated Statement Of Comprehensive income**  
**For The Financial Year Ended 30 June 2023**

Egyptian pounds

30/6/2023

30/6/2022

<b>Net(Losses) for the year</b>	(79,719,148)	(102,359,592)
Other Comprehensive income	-	-
<b>Total Comprehensive Income (Loss)</b>	<u>(79,719,148)</u>	<u>(102,359,592)</u>



Shal Cement Company  
Consolidated Statements of Changes in Shareholder's Equity  
For The Financial Year Ended 30 June 2023

Egyptian Pounds


	Capital	Legal Reserve	General Reserve	Proceeds under the Capital Increase account	Retained Earnings	Profit (losses) of The period/year	Total equity attributable to holding company shareholders	Minority Interest	Total
Balance as at 1/1/2022	680,584,430C	227,163,603	29,359,411	650,074,240	(1,400,282,644)	(354,030,234)	(167,131,194)	1,749	(167,129,445)
Capital Increase	650,074,240C			(650,074,240)		354,030,234	650,074,240		650,074,240
Release the frozen amounts increase the capital					(354,030,234)		(650,074,240)		(650,074,240)
Convert 2021 Losses into profits					(354,030,234)		(5,551,354)		(5,551,354)
Adjustments for retained earnings					(5,551,354)	(102,359,592)	(102,359,592)	(2,058)	(102,361,650)
Losses for the ending financial period 30/6/2023					(1,759,864,232)	(102,359,592)	(275,042,140)	(309)	(275,042,449)
Balance as at 30/6/2023	1,330,658,670	227,163,603	29,359,411	0	(1,759,864,232)	(102,359,592)	(275,042,140)	(309)	(275,042,449)
Balance as at 1/1/2023	1,330,658,670	227,163,603	29,359,411		(1,784,447,374)	(330,408,244)	(527,673,934)	(2,495)	(527,676,429)
Year 2022 profit transferred to profit brought forward					(330,408,244)	330,408,244			
Net Loss for the period ending 30/6/2023					(330,408,244)	(79,719,148)	(79,719,148)	(2,770)	(79,721,918)
Balance as at 30/6/2023	1,330,658,670	227,163,603	29,359,411	0	(2,114,855,618)	(79,719,148)	(607,393,082)	(5,265)	(607,398,347)





**Sinai Cement Company**  
**Consolidated Statement Of Cash Flows**  
**For The Financial Year Ended 30 June 2023**

	NoteNO.	<u>30/6/2023</u>	<u>Egyptian Pounds</u> <u>30/6/2022</u>
- Net(losses) before tax and extraordinary items		(77,530,801)	(103,655,045)
- Depreciation	4	43,291,618	44,622,401
- Amortization		9,512	1,593
- Impairment of Debtors & Notes Receivable		4,418,580	-
- Provisions other than depreciation		6,586,880	752,799
- Finance expense		123,617,902	92,866,280
- Capital gains profit (losses)		(4,999)	(234,209)
- Foreign Exchange gains Profit (losses)		29,408,943	9,653,603
- Deferred tax		2,191,117	1,336,304
- Interest income		(4,197,297)	(12,833,330)
<b>Profit from operations before changes in working capital</b>		<b>127,791,455</b>	<b>32,510,396</b>
- Change in inventories		346,551,423	(422,375,393)
- Change in debtors & notes receivable		(266,832,367)	(44,729,874)
- Change in due from affiliated companies		3,428	(1,112,597)
- Change in sundry debtors		(125,296,909)	(13,547,449)
- Change in other debit accounts		(296,156,195)	(10,205,287)
- Change in provision		(7,506,498)	(164,371)
- Change in credit accounts from affiliated companies			1,012,931
- Change in suppliers, creditors and notes payable		(61,327,792)	(200,168,490)
- Change in other credit accounts		81,856,159	163,948,920
- Change in Deferred tax liabilities		(2,191,117)	(1,336,304)
- Adjustments for prior year on retained earnings		-	(5,551,354)
<b>Net cash generated from operating activities</b>		<b>(203,108,413)</b>	<b>(501,718,872)</b>
<b><u>CASH FLOWS FROM INVESTING ACTIVITIES:</u></b>			
- Payment for purchase of fixed assets		(37,769,469)	(53,270,947)
- Proceeds from sales of fixed assets		5,000	1,899,269
- Payment to construction works in progress		24,808,451	41,344,714
- Proceeds from interest income		4,197,297	12,833,330
<b>Net cash resulted from (used in) Investing activities</b>		<b>(8,758,721)</b>	<b>2,806,366</b>
<b><u>CASH FLOWS FROM FINANCING ACTIVITIES:</u></b>			
- Receipts from the capital increase		-	650,074,240
- Proceeds from (Payment at) Bank facilities & Bank Loans		91,733,444	(477,839,799)
- Proceeds from Long term loans		(32,723,879)	250,000,000
- Proceeds from Loans from affiliated Companies		594,100,000	213,619,393
- Payment of finance expenses		(123,617,902)	(92,866,280)
<b>Net cash generated (used) in financing activities</b>		<b>529,491,663</b>	<b>542,987,554</b>
<b>Net increase (decrease) in cash during the period</b>		<b>317,624,529</b>	<b>44,075,048</b>
<b>Cash &amp; cash equivalent at the beginning of the period</b>		<b>124,728,597</b>	<b>94,000,284</b>
- Foreign Exchange Gains Profit (losses)		(29,408,943)	(9,653,603)
<b>Cash &amp; cash equivalent at the end of the period</b>		<b>412,944,183</b>	<b>128,421,729</b>



Sinai Cement Company  
Notes to the Consolidated Financial Statements  
As at 30<sup>st</sup> June 2023

**1. Activities:**

- Sinai Cement Company (SAE) has been established in accordance with Law No. 8 for the year 1997 and pursuant to the resolution No. 72 for the year 1998 for the production of cement, packing bags and the manufacture of all cement products. The actual production was started with effect
- from (22/1/2001) as per the resolution of the Public Authority for investment and Free Zones (Dated 22/9/2001) and the term of the company is twenty-five years ending on 4/9/2032 and its head office is Cairo.

**2. Consolidated Financial Statements basis of preparation:**

**2-1- basis of preparation:**

**A. Going Concern:**

- The total accumulated losses as at 30<sup>st</sup> June 2023 amounted to EGP 2,194,574,766 exceed half of the equity of the company as at that date. A matter which requires the call for an extraordinary Shareholders meeting in accordance with article (48) of the Company's Articles of Incorporation to decide on the continuation of the Company.
- The accompanying financial statements have been prepared as at 30/6/2023 assuming that the Company will continue as a going concern.

**B. Accounting Standards and applied Laws:**

- Consolidated Financial statements are prepared in accordance with Egyptian Accounting Standards issued by the Investment Minister decree No 110 for 2015 dated 9 July 2015 and in the light of the related current local laws and regulations.
- In case the fellow companies are applying different accounting polices than the holding company, the financial statements of the fellow companies are amended when necessary and according to the management judgment to ensure consistency with the policies adopted by the Holding Company.

**C. Measurement:**

- These financial statements have been prepared in accordance with the historical cost basis except for the assets and liabilities resulting from foreign currency swap contract, financial investment available for sale, financial investment available for trading "valued at fair value".

**D. Currency:**

- The consolidated financial Statements are presented in Egyptian Pounds which is the holding and fellow company Transaction Currency.

**E. Accounting Estimates:**

- Accounting Standards, the management has to adopt key assumptions and estimates that may cause adjustment to the carrying amounts of the assets, liabilities, expenses and revenues during the financial year and the actual results may differ from the estimates. Such assumptions and estimates are studied and reviewed continuously and the results for modifying such accounting estimates are recognized in the period such modification were affected and future period affected by such amendments.

The assumptions and estimates represented mainly in applying the accounting policies with significant influence such as:

- Fixed assets note (4)
- Construction work in progress note (5)
- Deferred tax note (17)
- Provisions note (19)
- Financial instruments note (32 - 33)

### 2/2 Scope of the consolidated financial statements:

The Consolidated Financial Statements include the following subsidiaries companies:

Company name	Establishment Country	Kind of Shareholding	Share Percentage
Sinai Cement for Services	Egypt	Direct	99.96%
Sinai Cement for International Trade	Egypt	Direct	99%

\*The Company has been established beginning of 2010 and it has not started its operation yet.

### 2/3 Basis of Consolidation:

- The financial statements of the holding company and its subsidiary (Holding Company enjoying 50% of the shareholding in the fellow company) are combined through combining similar items of assets, liabilities, income and expenses. The parent's investment in each subsidiary and the parent's portion of equity of each subsidiary are eliminated, in addition to eliminating the balances, transactions and unrealized major profits between the parent company and its subsidiary and eliminating the unrealized losses by the same way the unrealized profit is eliminated to the extent that there is no sign of impairment losses in the value.
- Minority Interest in Net Owners' Equity and in the results of the subsidiary company's operation was represented separately in separate account in the consolidated balance sheet and it was calculated at the equivalent of the carrying amounts of their portion in the net assets of the subsidiaries on the consolidated balance sheet date.

### Subsidiaries

- Subsidiaries are all entities under the control of the Holding Company and over which the Holding Company has the power to govern the financial and operating policies of these companies in order to benefit from its activities. The existence and effect of potential voting rights that are currently exercisable or convertible are considered when assessing whether the Group controls another entity.
- Subsidiaries are fully consolidated from the date of acquisition by the Holding Company until the date the holding company loses control over the subsidiary.
- They are de-consolidated from the date that financial and operating control ceases.

### Associates

- Associates are all entities over which the Holding Company has significant influence on the financial and operating policies of the company but not control, generally accompanying a shareholding of between 20% and 50% of the voting rights.

### 3. Significant accounting policies applied

- The accounting policies set out below have been applied consistently to all periods presented in these financial statements.

**3/1: Translation of Transactions in Foreign Currencies:**

- The company maintains its accounts in Egyptian Pounds. Transactions made in foreign currencies are translated according to the exchange rates ruling at the day of the transaction.
- Nonmonetary items that are measured at historical cost in foreign currency are translated using the exchange rates prevailing at the dates of the initial recognition.
- Nonmonetary items measured at fair value in a foreign currency are translated using the exchange rates prevailing at the date when the fair value is determined.
- At the end of the financial period, the balances of monetary assets and liabilities are translated according to the exchange rate prevailing at that day and any foreign currencies differences resulted during the year and at the translation date are recorded in the income statement as at 30<sup>th</sup> June 2023, the exchange rates were:-

US\$ dollar	=	L.E 30.9586
€ Euro	=	L.E 33.7665

**3/2: Fixed assets and depreciation:**

- Fixed assets are stated at cost less accumulated depreciation (note No.4) and impairment losses. Cost includes expenditures that are directly attributable to the acquisition of the asset. The cost of self-constructed assets includes the cost of materials and direct labor, any other costs directly attributable to bringing the asset to a working condition for its intended use.
- The company capitalize some expenses related to periodical major overhaul for the production line and add it to the fixed assets during the maintenance work done by Reliance Company for Heavy Industries and ASEC company, which are currently responsible for the technical management, complete operational services and maintenance for the Clinker production equipment and Cement packing.

**Sinai Cement Company**

- Depreciation is calculated on the basis of the straight-line method. Depreciation is to be charged to the income statement based on the estimated useful life of fixed assets and consistent with preceding year, at the following rates:

Buildings & Utilities	2% - 2.5%
Machinery	5%
Motor Vehicles	20%
Tools	20%
Furniture & Office equipment	10%-2.5%

**Sinai Cement for services Company**

- Depreciation is calculated on the basis of the straight-line method:

Buildings & Utilities	2.5%
Motor Vehicles	14.3%
Tools	20%
Furniture & Office equipment	10%
Computers	33.33%

**3/3: Intangible Assets:**

- On March 21, 2022, a contract was issued to waive the right of the equity and the license to use the real estate (The land on which Sinai Cement Factory and its contents is built) between North Sinai Governorate (first party) and Sinai Cement Company (second party), and it was agreed on Transferring the right of equity to the area of land owned by the second party in the Sinai region in favor of the first party in return for a value equal to the net book value of the land, provided that a contract is issued to license the use of the land for the benefit of the second party, and the term of the contract is 50 years, and the basic contract period may be extended and not exceeding 25 Another year, and the right of equity was transferred to the area of land owned by the second party in the Sinai region in favor of the first party in exchange for a value equal to the net book value of the land and amounting to 1,651,078 EGP, and the usufruct of the subject matter of this contract was authorized for an annual consideration of 100,000 One hundred thousand pounds, increased annually by 10% of the original value, and the value of the annual usufruct license is deducted from the net book value of the land until its amount is exhausted and the general extra ordinary general meeting for Sinai cement company was approved signing the contract on its session which has been held on 26 January 2022 and approved from general authority for investments and free zone on 14 March 2022.

The following is a statement showing the value of the usufruct and the value of the usufruct consumption value of the plot of land:

Details	30/6/2023	31/12/2022
Balance at 1/1/2023	951,140	-
Additions of the period	-	951,140
Net usufruct value	951,140	951,140
Amortization of the first period	11,152	
Amortization of the period	9,512	11,152
Accumulated amortization at 31/3/2023	20,664	11,152
Net value of usufruct assets	930,476	939,988

**3/4: Legal Reserve:**

- A legal reserve is made at the rate of 5% out of net profit annually till the reserve reaches 50% of the company's issued capital.

**3/5: General reserve:**

- According to Article No. (55) of the company association, a general reserve was previously formed at the amount of EGP 29,359,411, and this amount may have been since 2001, and it was formed for the purpose of securing expected financial liabilities that may fall on the company in the future based on what came in the report Board of Directors for the fiscal year ending 31/12/2001.

**3/6: Construction Works in Progress:**

- Projects under construction represent the amounts that are paid for the purpose of constructing or purchasing fixed assets until it is ready to be used in the operation, upon which it is transferred to fixed assets. Fixed assets under construction are valued at cost net of impairment loss.

**3/7: Long term Financial Investments:**

**Investment in Subsidiaries, Affiliated Companies & Financial Investment held for Trading:**

**Investment in Subsidiaries**

- Investments in Subsidiaries are investments in companies controlled by another entity. Control is presumed to exist if the Parent Company owns directly or indirectly through subsidiaries, more than half of the voting power of the entity invested in, unless in exceptional circumstances, it can be clearly determined that such ownership does not constitute control.
- Investments in Subsidiaries are stated - when acquired - at its acquisition cost, if a decline in the recoverable amount exists for any investment below the carrying amount "Impairment", the carrying amount of the investment will be adjusted by the amount of such reduction and will be charged to the income statement for each investment, and the resulting losses from the impairment cannot be charged back.

**Investment in Affiliated Companies**

- Investment in Affiliated Companies is investment in an entity over which the Company has a significant influence but it is neither a subsidiary company nor a joint venture project. Significant influence exists when the company directly or indirectly owns 20% or more of the voting rights in the invested company, unless in exceptional circumstances, it can be clearly determined that such ownership does not constitute influence.
- Investments in Affiliated are stated at its acquisition cost when acquired, if a decline in the recoverable amount exists for any investment below the carrying amount "Impairment", the carrying amount of the investment will be adjusted by the amount of such reduction and will be charged to the income statement for each investment and the resulting losses from the impairment cannot be charged back.
- The investment in the sister companies is included according to the equity method in the consolidated periodic statement of financial position, and any necessary adjustments are made on the investment account according to the results of those companies and the estimates of the management and its advisors, and the Sinai Cement Company LLC owns 99.96% of the company. Sinai Cement Services LLC, and Sinai Cement Company also owns 99% of Sinai Cement International Trade Company (LLC) - bearing in mind that Sinai Cement International Trade Company did not start its activity and did not issue any financial statements to date.

**Other financial Investment:**

- Other financial investment represent non-derivative financial assets that are intended to be held for an indefinite period and may be sold in response to a need for liquidity or changes in interest rates, exchange rates or shares.
- Other financial investment measured by cost including the direct expenses related to its purchase.
- Other financial investment included in the non-current assets and recorded by fair value and the proceed from changes in fair value or sale of these investments either profit or loss are charged to income statement as these investments are not traded in the stock exchange and there are no studies for its fair value, hence recorded at cost.

**3/8: Inventories:**

- Inventories of raw materials and supplies are valued on the basis of less of actual cost or salable value.
- Inventories of finished products and semi-finished products are valued on the basis of less of actual cost or net salable value.
- The net of the salable value is determined on the basis of the expected sale price in the normal circumstances less the estimated costs needed and any other costs required to finalize the sale process.

- The company is using the weighted average method when pricing the inventory released for production and the coal stock pricing policy was changed from the first-in, first-out (FIFO) policy to the weighted average policy in line with the company's management, and this resulted in the company incurring losses, and those losses were charged to the income statement.
- The decrease in the value of inventory is recognized to the net selling value and all inventory losses are included in the cost of sales in the income statement in the period in which the decrease or loss occurred. The response occurred.

### **3/9: Income Tax& Deferred Tax:**

- Income tax comprises profit/loss of the current tax period/year and deferred tax. Income tax expense is recognized in profit or loss except for items recognized directly in equity, in which case it is recognized in equity.
- Deferred tax represents tax recognized on temporary differences between the carrying amounts of assets and liabilities computed based on accounting principles used in the preparation of the financial statements and the corresponding tax bases used in the computation of taxable profit.
- Deferred tax liabilities are generally recognized for all taxable temporary differences related to future periods and deferred tax assets are recognized to the extent that it is probable that taxable profits will be available against which deductible temporary differences can be utilized.
- The carrying amounts of deferred tax assets is reviewed at each balance sheet date and reduced to the extent that no sufficient taxable profit will be available to allow all or part of the asset to be recovered.

### **3/10: Borrowing costs:**

- Borrowing costs directly attributable to the acquisition, construction or production of qualifying assets, which are assets that necessarily take a substantial period of time to get ready for their intended use or sale, are added to the cost of those assets, until such time as the assets is substantially ready for their intended use.
- All other borrowing costs are expensed in the period in which they are incurred.

### **3/11: Revenue Recognition:**

- Revenue is recognized when the product is delivered and its ownership is finally transferred to customers & an invoice is issued. Through this invoice the revenue can be measured and the company incurred cost can be determined in an accurate and reliable way.
- The interest income is recorded according to timing percentage basis taking into consideration the targeted income on assets.

### **3/12: Cash and Cash Equivalents:**

- The statement of cash flows is prepared on the basis of "Indirect Method" according to Egyptian Accounting Standard No. 4 "Cash Flow" and for the purpose of preparing the cash flow statement, Cash and cash equivalents includes Cash at hands and in Banks and time deposits with original maturities of three months or less and not subject to risk of change in its fair value.

### **3/13: Provisions:**

- A provision is recognized when the Company has a present legal or constructive obligation as a result of a past event and it is probable that an outflow of resources embodying economic benefits will be required to settle the obligation, and a reliable estimate can be made of the amount of the obligation. Provisions are reviewed at each reporting date and adjusted to reflect the current best estimate.

- In the case of the existence of contingent liabilities that does not apply to the recognition conditions, either because of lack of expected flows to outflows resources which include the economic benefits required to settle the obligation or it is not possible to estimate the value of commitment reliably then it is disclosed in the financial statements.

### **3/14: Employees Benefits:**

#### **The Benefits of retirement pensions**

- The company pays the contributions to the Public Authority for Social Insurance for the benefit of employees of the company, according to the Social Insurance Law No. (79) Of 1975, and its amendments. The subscriptions amounts included in the income statements, according to accrual basis. The company is not committed to pay any obligations other than the value of the contributions mentioned above.

#### **The end of services benefits**

- The company calculates the obligations arising from the benefits of the end of service as specified in the assessment of the benefits of future earned by employees and subject those benefits are deductible to determine their present value by an actuary and recognize the profit or loss on the settlement of the benefit of end of service and that at the time of the settlement and the company follows International Accounting Standards No. 19, and its amendments "Employee Benefits".

### **3/15: Impairment of Assets:**

- At each balance sheet date, the Company reviews the carrying amounts of its tangible assets to determine whether there is any indication that those assets have suffered an impairment loss. If any such indication exists, the recoverable amount of the asset is estimated in order to determine the extent of the impairment loss (if any). Where it is not possible to estimate the recoverable amount of an individual asset, the Company estimates the recoverable amount of the cash-generating unit to which the asset belongs.
- Recoverable amount is the higher of fair value less costs to sell and value in use. In assessing value in use, the estimated future cash flows are discounted to their present value using a pre-tax discount rate that reflects current market assessments of the time value of money and the risks specific to the asset for which the estimates of future cash flows have not been adjusted.
- Where an impairment loss subsequently reverses, the carrying amount of the asset (or cash-generating unit) is increased to the revised estimate of its recoverable amount, but so that the increased carrying amount does not exceed the carrying amount that would have been determined had no impairment loss been recognized for the asset (or cash-generating unit) in prior years.

### **3/16: Profit distribution:**

- Profit distribution is recognized as a liability in the period in which they are declared and approved by the AGM.

### **3/17: Earning per share**

- Earnings per share is calculated by dividing the profit available for distribution by the average number of the shares outstanding during the period/year.

### **3/18: Related party Transactions:**

- Related parties are represented in the Company' shareholders, board of directors, executive directors and/or companies in which they own directly or indirectly shares giving them significant influence or controls over the company. Transactions with related party are recognized in the context of regular transactions according to the conditions determined by the board of directors. The transaction with the related parties is carried out on the same bases the company deals with other parties.



**3/19: Treasury shares:**

- Treasury shares consist of the Parent Company's own issued shares that have been reacquired by the Company and not yet reissued or cancelled, the treasury shares are accounted for using the cost method which include all direct costs related to the purchase transaction and in case the company sell the treasury shares with higher or lower price, the gain /loss is charged to the Shareholders Equity. The treasury shares are deducted from the Equity. Noncash dividends are paid on these shares. The issue of bonus shares increases the number of treasury shares proportionately and reduces the average cost per share without affecting the total cost of treasury shares.

**3/20: Expenses Recognition:**

- All expenses including operating expenses, general and administrative expenses and other expenses are recognized and charged to the statement of profit or loss in the financial year in which these expenses were incurred.

**3/21: Debtors and Sundry Debtors:**

- Trade, notes and other receivables are recognized and carried at original invoice amount less an allowance for any uncollectible amounts, an estimate of doubtful debts is made when collections of the full amount are no longer probable, Bad debts are written off when identified, other debit balances are stated at cost less impairment losses.

**3/22: Creditors and Suppliers:**

- Trade, contractors and other credit balances are stated at cost.

**3/23: Fair value Measurement:**

- Fair value is the price that would be received to sell an asset or paid to transfer a liability in an orderly transaction between market participants at the measurement date. The fair value measurement is based on the presumption that the transaction to sell the asset or transfer the liability takes place either in the principal market for the asset or liability or the most advantageous market for the asset or liability.
- The fair value of an asset or a liability is measured using the assumptions that market participants would use when pricing the asset or liability, assuming that market participants act in their economic best interest.
- A fair value measurement of a non-financial asset takes into account a market participant's ability to generate economic benefits by using the asset in its highest and best use or by selling it to another market participant that would use the asset in its highest and best use.
- For assets traded in an active market, fair value is determined by reference to quoted market bid prices.
- The fair value of interest-bearing items is estimated based on discounted cash flows using interest rates for items with similar terms and risk characteristics.
- For unquoted assets, fair value is determined by reference to the market value of a similar asset or is based on the expected discounted cash flows.
- The Company uses valuation techniques that are appropriate in the circumstances and for which sufficient data are available to measure fair value, maximizing the use of relevant observable inputs and minimizing the use of unobservable inputs.
- All assets and liabilities for which fair value is measured or disclosed in the financial statements are categorized within the fair value hierarchy, based on the lowest level input that is significant to the fair value measurement as a whole.

**3/24: Other Financial Investment:**

- Other Financial Investment is measured by cost including the direct expenses related to its purchase.
- Other Financial Investment are included in the non-current assets and recorded by fair value and the proceed from changes in fair value or sale of these investments either profit or loss are charged to income statement as these investments are not traded in the stock exchange and there are no studies for its fair value, hence recorded at cost.

**4. Fixed Assets:**

Detailed as follows:

Egyptian Pounds

Details	Building & Utilities	Machinery & Equipment	Motor Vehicles	Tools	Office Furniture & Equipment	Total
Cost 1/1/2023	706,052,783	1,826,811,474	37,544,362	35,967,017	37,186,967	2,643,562,603
Additions of the period	3,928,291	26,288,281			7,552,855	37,769,427
Disposals of the period					(15,591)	(15,591)
Cost 30/6/2023	709,981,074	1,853,099,755	37,544,362	35,967,017	44,724,231	2,681,316,439
Acc Depreciation at 1/1/2023	248,847,223	1,291,098,934	35,349,534	31,323,634	24,906,032	1,631,525,357
Dep. of the period	8,897,991	31,431,131	275,978	858,068	1,828,450	43,291,618
Disposals of the period					(15,590)	(15,590)
Accumulated Depreciation 30/6/2023	257,745,214	1,322,530,065	35,625,512	32,181,702	26,718,892	1,674,801,385
Net Book Value 30/6/2023	452,235,860	530,569,690	1,918,850	3,785,315	18,005,339	1,006,515,054

- Fully depreciated fixed assets and still in use in Sinai Cement Company and in Sinai Cement Services Company as at 30 June 2023 amounted to EGP 439,584,443. There are no fixed assets temporary broken-down, or out of use or retained until disposal as of 30/6/2023.
- There are no fixed assets mortgaged or retained as of 30/6/2023.

**5. Construction Works in Progress:**

- The construction works in progress as at 30/6/2023 represented as follows:

Egyptian Pounds

Details	30/6/2023	31/12/2022
<b>Sinai cement company</b>		
Projects in progress	29,776,847	55,331,379
<b>Investment spending</b>		
Advances	-	-
Letters of credit	6,789,126	6,043,081
<b>Total (1)</b>	<b>36,566,009</b>	<b>61,374,460</b>
<b>Sinai Cement for Services Company</b>		
Projects in progress	3,852,242	3,852,242
Advances	185,199	185,199
<b>Total (2)</b>	<b>4,037,441</b>	<b>4,037,441</b>
<b>Total (1) + (2)</b>	<b>40,603,450</b>	<b>65,411,901</b>

## 6. Long-term Financial Investments:

Detailed as follows:

Egyptian Pounds						
Name of the company	No. of shares	Value per share	Shareholding (%)	Total shareholding & Amount paid	Carrying value At 30/6/2023	Carrying value At 31/12/2022
<u>Sinai Cement for Services</u>						
Sinai Cement for International Trade (1)	50	10	1%	500	500	500
<b>Total</b>				500	500	500
<u>Sinai Cement</u>						
Sinai White Cement Co.	888,887	100	25.40%	100,521,920	100,521,920	100,521,920
Sinai Cement for International Trade	4,950	10	99%	49,500	49,500	49,500
<b>Total (2)</b>				100,571,420	100,571,420	100,571,420
<b>Total (1) + (2)</b>				100,571,920	100,571,920	100,571,920

- Summary of the financial information of the investment companies as per their financial statements detailed as follows:

Egyptian Pounds						
Details	Assets	Liabilities	Equity	Revenue	Expenses	Profit (losses)
<u>31/12/2022</u>						
Sinai White Cement Co.	3,093,606,101	717,866,415	2,375,739,686	1,147,381,931	493,699,338	653,682,593
<u>31/12/2022</u>						
Sinai Cement for International Trade*	-	-	-	-	-	-

- Sinai Cement company participation in the shareholding of Sinai Cement for international trade (LLC) represents shareholding in the issued and paid in capital. The company purpose is export, import and commercial agency. The company has not started its operations yet and has not issued any financial statements yet.

## 7. Inventories (net):

Detailed as follows:

Details	Egyptian Pounds	
	30/6/2023	31/12/2022
<u>Sinai Cement Company</u>		
Finished Products (packed & bulk)	25,294,055	16,771,556
Semi-Finished products	25,355,321	25,355,323
Work in process	2,116,822	1,825,551
Raw materials	62,917,331	62,059,217
Spare parts, Oils, Refractories & Supplies	198,934,030	184,307,904
Fuel	136,214,237	580,259,573
Packing materials	95,449,953	22,914,467
Computer utilities	46,866	46,441
<b>Total</b>	<b>546,988,615</b>	<b>893,540,038</b>
Less: Provision for slow moving inventories	7,991,694	7,991,694
<b>Inventories (net) (1)</b>	<b>538,996,921</b>	<b>885,548,344</b>
<u>Sinai Cement for Services Company</u>		
Spare parts	37,310	37,310
<b>Total (2)</b>	<b>37,310</b>	<b>37,310</b>
<b>Total Inventories (1+2)</b>	<b>539,034,231</b>	<b>885,585,654</b>

**8. Debtors and Notes Receivable (Net):**

Detailed as follows:

Details	Egyptian Pounds	
	30/6/2023	31/12/2022
<b>Sinai Cement Company</b>		
Customers	231,516,413	10,865,962
Notes receivables	311,392,074	269,210,159
<b>Total</b>	<b>542,908,487</b>	<b>280,076,121</b>
Less: Expected Credit Losses	11,226,690	10,808,109
<b>Net</b>	<b>531,681,797</b>	<b>269,268,012</b>

**9. Due from affiliated companies:**

Detailed as follows:

Details	Egyptian Pounds	
	30/6/2023	31/12/2022
<b>Sinai Cement Company</b>		
Sinai White Cement	777,730	781,158
Sinai Cement for International Trade	7,806	7,806
<b>Total</b>	<b>785,536</b>	<b>788,964</b>

**10. Sundry Debtors (Net):**

Detailed as follows:

Details	Egyptian Pounds	
	30/6/2023	31/12/2022
<b>Sinai Cement Company</b>		
Advances to Suppliers	365,312,722	238,101,631
Sundry Debtors	36,820,458	38,621,754
<b>Total (1)</b>	<b>402,133,180</b>	<b>276,723,385</b>
Less: Expected Credit Losses	4,160,387	160,387
<b>Net (1)</b>	<b>397,972,793</b>	<b>276,562,998</b>
<b>Sinai Cement for Services Company</b>		
Sama Sinai for Investment	2,000,000	2,000,000
Sundry Debtors	319,005	431,891
<b>Total (2)</b>	<b>2,319,005</b>	<b>2,431,891</b>
Less: Expected Credit Losses	(2,168,336)	(2,168,336)
<b>Net (2)</b>	<b>150,669</b>	<b>263,555</b>
<b>Total (1) + (2)</b>	<b>398,123,462</b>	<b>276,826,553</b>

**11. Other Debit Accounts:**

Detailed as follows:

Details	Egyptian Pounds	
	30/6/2023	31/12/2022
<b><u>Sinai Cement Company</u></b>		
Refundable Deposits	30,987,401	28,437,111
Prepaid Expenses	13,916,683	5,038,000
Accrued Income (Interest income)	3,733,380	3,368,797
Accrued export subsidies	266,934,255	-
Letters of Credit - (Spare parts & other supplies)	8,197,613	4,021,005
Payment under tax account	82,506,948	87,839,257
Withholding TAX	22,590,603	7,282,303
<b>Total (1)</b>	<b>428,866,883</b>	<b>135,986,473</b>
<b><u>Sinai Cement for Services Company</u></b>		
Prepaid Expenses	114,206	8,698
Accrued Donations	506,835	4,873,206
Tax Authority- VAT	1,544,359	1,195,703
Accrued Income	3,284,030	911,946
Tax Authority - under tax account	5,323,717	507,809
<b>Total (2)</b>	<b>10,773,147</b>	<b>7,497,362</b>
<b>Less: Expected Credit Losses</b>	<b>(506,835)</b>	<b>(506,835)</b>
<b>Net (2)</b>	<b>10,266,312</b>	<b>6,990,527</b>
<b>Total (1) + (2)</b>	<b>439,133,195</b>	<b>142,977,000</b>

**12. Financial Investments:**

- Represent value of 2167 shares from the Development Company for the industrial free zone of East Port Said with value of LE 50 per share. The paid amounted to LE 65,010 representing
- LE 30 per share and the shareholding 00.15% represent Sinai Cement Company got this investment as a result of liquidating the Egyptian investment and Finance Company and the company has no plan yet for such investment.

**13. Cash at Hand & in Banks**

Detailed as follows:

Details	Egyptian Pounds	
	30/6/2023	31/12/2022
<b><u>Sinai Cement Company</u></b>		
Cash at hand	403,596	343,642
Bank current accounts L.E	29,540,369	33,821,579
Bank current accounts with interest L.E	5,482,506	9,753,804
Cash at bank - Deposits LE	180,000	180,000
Bank current accounts foreign currencies	337,251,324	65,455,434
Cheques under collection L.E	40,058,500	15,146,250
<b>Total (1)</b>	<b>412,916,295</b>	<b>124,700,709</b>
<b><u>Sinai Cement for Services Company</u></b>		
Cash at Bank - Current account with interest - L.E	8,582	8,582
Cash at Bank - current account - L.E	19,306	19,306
<b>Total (2)</b>	<b>27,888</b>	<b>27,888</b>
<b>Total (1) + (2)</b>	<b>412,944,183</b>	<b>124,728,597</b>

**14. Capital:**

- The authorized capital amounted to EGP 1 billion. As at 30 June 2023 the issued, subscribed and paid in capital amounted to EGP 1,330,658,670 and divided into 133,065,867 shares of EGP 10 each.

**15. Minority Interest:**

Detailed as follows:

Details	Egyptian Pounds	
	30/6/2023	31/12/2022
Rest of the shareholders in the share capital of the subsidiary's companies	10,000	10,000
Minority interest share in the profit/loss of the affiliated company	(12,495)	(8,251)
Minority interest share in the loss brought forward of the affiliated company	(2,770)	(4,244)
<b>Total</b>	<b>(5,265)</b>	<b>(2,495)</b>

**16. Deferred Tax:**

- Deferred Tax as at 30 June 2023 amounted to EGP 126,127,587 detailed as follows:

**Sinai Cement Company**

- As at 30 June 2023, The Company calculates the deferred tax liability in accordance with the independent tax consultant's memorandum as at 30/6/2022 the deferred tax liability amounted to EGP 127,225,182.

**Sinai Cement for Services Company**

As at 30 June 2023, The Company calculates the deferred tax liability in accordance with the independent tax consultant's memorandum as at 30/6/2022 the deferred tax asset amounted to EGP (1,097,595).

**17. Long term loans:**

- Detailed as follows:

Details	30/6/2023	31/12/2022
Bank QNB	170,895,515	203,619,394

- The loan contract with Qatar National ALAhly Bank in February 2022 consists of scheduling the debit balance of the previously granted facilities, which amounted to 203,619,394 EGP on the date of the loan contract, and is paid in five annual installments of equal value, so that the first installment is due after the period of 12 months ending in February 2023, and the annual payment is made on the agreed dates.
- The return is estimated at a margin of 1.5% annually above the corridor rate "lending" announced by the Central Bank, and this price is adjustable and variable according to the corridor prices "lending" announced by the Central Bank during that period, and the return is paid monthly.

#### 18. Bank Facilities:

Detailed as follows:

Details	Egyptian Pounds	
	30/6/2023	31/12/2022
HSBC Bank	83,180,571	-
Credit Agricole Bank	608,862,017	333,896,289
Suez Canal Bank	237	266,412,108
Qatar National Bank ALAhli	-	890
First Abu Dhabi	-	94
<b>Total</b>	<b>692,042,825</b>	<b>600,309,381</b>

- The bank facility provided by HSBC Bank is a debit current account, letters of credit, refinancing the letters of guarantee to finance working capital and refinance them through commercial loans.
- The bank facility provided by Credit Agricole Bank is a facility for working capital from any expenses and bank commissions of Credit Agricole Bank, local purchases, government payments, salaries, customs, letters of credit for importing spare parts, materials and financing letters of credit.

#### 19. Provisions:

Detailed as follows:

Details	Egyptian Pounds	
	30/6/2023	31/12/2022
Provision for end of service benefits	14,271,646	13,028,000
Provision for claims (Government Fees and taxes)	97,272,812	103,436,076
<b>Total</b>	<b>111,544,458</b>	<b>116,464,076</b>

The provision movements during the financial period ending 31/3/2023 represented as follows:

Details	Balance as at 1/1/2023	Formed provision	Used during the period	Balance as at 30/6/2023
Provision for end of service benefits	13,028,000	1,629,590	385,944	14,271,646
Claims provision	103,436,076	957,290	7,120,554	97,272,812
<b>Total</b>	<b>116,464,076</b>	<b>2,586,880</b>	<b>7,506,498</b>	<b>111,544,458</b>

- Claims Provision represents the expected claims from some parties concerning the company activity and the management reviews the provisions regularly and amends according to the agreements and progress with such parties.

#### 20. Short term loans from Affiliated Companies:

- On 14/1/2019, Vicat Egypt for Cement Industry SAF (shareholder) signed a loan contract for Sinai Cement Company with two hundred million pounds at an interest rate of 8.5% annually, the loan term is one year, renewable by agreement of the two parties. The first installment of the loan was received, amounting to one hundred million pounds in 2019 and one hundred million Egyptian pounds during February and March 2020. Sinai Cement Company is committed to paying taxes imposed by government agencies in relation to sign a loan contract. The Ordinary General Assembly of Sinai Cement Company on 29/3/2018 approved the loan.
- On 10/5/2022 the mentioned loan contract was amended, as it was agreed between the two parties to increase the loan amount to reach the amount one billion and two hundred million Egyptian pounds for a period ending on 9/5/2023, subject to renewal by agreement of the two parties, and a payment of the loan was received during 2022 amounted seven hundred and fifty million Egyptian pounds, The Ordinary General Assembly of the Sinai Cement Company on 26/4/2022 approved the increase of the loan amount.

- And during January & February the installments of the loan was received amounted Egyptian pounds five hundred ninety-four million and one hundred thousand
- Accordingly, the balance of short-term loans from affiliated companies on 31/3/2023 amounted Egyptian pounds one billion five hundred and forty-four million and one hundred thousand.
- On 6/4/2023 the ordinary General Assembly meeting of the Sinai Cement Company approved the increase of the loan amount to be 2 billion Egyptian pounds the association was not accredited by the General Authority for Investment and Free Zones until the date of preparing the financial statements.

**21. Suppliers, Creditors and Notes Payable:**

Detailed as follows:

Details	Egyptian Pounds	
	30/6/2023	31/12/2022
<b>Sinai Cement Company</b>		
Suppliers	594,466,405	80,821,448
Notes payable	4,237,238	266,546,957
Creditors	312,611,710	653,325,589
Coupons payable and advances from customers	157,132,838	128,845,379
<b>Total (1)</b>	<b>1,068,448,191</b>	<b>1,129,539,373</b>
<b>Sinai Cement for Services Company</b>		
Suppliers	2,512,030	2,748,640
Creditors	178,700	178,700
<b>Total (2)</b>	<b>2,690,730</b>	<b>2,927,340</b>
<b>Total (1) + (2)</b>	<b>1,071,138,921</b>	<b>1,132,466,713</b>

**22. Other Credit Accounts:**

Detailed as follows:

Details	Egyptian Pounds	
	30/6/2023	31/12/2022
<b>Sinai Cement Company</b>		
Accrued expenses	303,829,917	219,879,537
Sundry credit accounts	38,842,785	42,995,823
Third party deposits	10,517,263	10,510,191
Dividend Payable	9,278	9,278
<b>Total(1)</b>	<b>353,199,243</b>	<b>273,394,829</b>
<b>Sinai Cement for Services Company</b>		
Accrued Expenses	8,651,172	6,542,792
Other credit balances	86,940	143,575
<b>Total (2)</b>	<b>8,738,112</b>	<b>6,686,367</b>
<b>Total (1) + (2)</b>	<b>361,937,355</b>	<b>280,081,196</b>



**23. Cost of sale:**

Detailed as follows:

Details	Egyptian Pounds	
	30/6/2023	30/6/2022
Raw materials, Supplies, fuel, power, packing sacks	1,653,191,462	842,683,754
Wages, Salaries	24,414,361	20,927,502
Operation and Development fees	37,750,901	68,691,381
Various supplies	9,954,553	1,823,735
Stationery and Prints Tools	2,090	4,889
Maintenance expenses	26,628,440	23,320,567
Public relations expenses & Hospitality and reception	36,657	379,401
Travel and transportation	132,725	41,326
Governmental fees, stamps, mail, telephone & real estate tax	583,881	1,323,900
Insurance	4,726,569	3,326,137
Consultancy fees and studies	419,631	865,050
Transfer & loading expenses	19,792,023	15,777,697
Cleaning, security, guard, custom expenses, others	3,308,120	17,017,441
Accommodation, operating expenses for service fees	49,360,713	41,907,563
Rents	17,619,937	21,893,127
Industrial Fixed assets depreciation	41,069,629	42,688,796
Amortization of intangible assets	9,512	1,593
<b>Total</b>	<b>1,889,001,204</b>	<b>1,102,673,859</b>
<b>Add /deduct:</b>		
Change in inventory	(8,551,204)	(170,479,639)
<b>Net</b>	<b>1,880,450,000</b>	<b>932,194,220</b>

**24. Selling & distribution Expenses:**

Detailed as follows:

Details	Egyptian Pounds	
	30/6/2023	30/6/2022
Salaries & Wages	4,026,829	4,486,477
Transfer & loading expenses & renting cars to transport cement	314,501,601	43,631,611
Maintenance expenses	50,024	25,969
Public relations expenses	1,812	8,627
Travel and transfers	115,634	50
Governmental fees, stamps, & telephone	98,396	261,963
Insurance	-	78,246
Cleaning, gratuities and others	152,554	1,514,232
Gifts	-	19,819
Export expenses and the right to use the quality mark	375,784	302,638
Rents	-	44,821
Non-Industrial depreciation	-	26,329
Donations	51,030	-
<b>Total</b>	<b>319,373,664</b>	<b>50,400,782</b>

**25. General & administrative Expenses:**

Detailed as follows:

Details	Egyptian Pounds	
	30/6/2023	30/6/2022
Salaries & Wages	20,796,243	21,338,552
Board of Directors Member salaries and allowances	3,352,046	1,780,776
Electricity, gas and fuel	204,335	365,571
Stationery and printings	127,875	104,064
Maintenance expenses	1,043,981	861,976
Advertising and public relations	1,089,735	1,187,451
Travel and transportation	995,854	159,140
Governmental fees and stamps and mail and telephone	1,783,809	2,744,175
Insurance	3,674,988	1,380,205
Consultancy fees and studies	5,450,508	1,184,347
Cleaning and others expenses	4,209,854	2,306,631
Accommodation	550,994	8,498
Technical assistance	18,825,043	10,754,416
Rents	7,231,735	4,606,336
Donations	974,245	79,017
Solidarity contribution	5,924,853	2,616,332
Real estate tax	9,810	14,220
Fines & Penalties	400	10,000
Tax inspection variance	6,664,886	-
Non-Industrial depreciation	2,221,989	1,907,276
<b>Total</b>	<b>85,133,183</b>	<b>53,414,983</b>

**26. Earnings per share:**

Detailed as follows:

Details	Egyptian Pounds		
	30/6/2023	1/1/2022: 15/3/2022	16/3/2022: 30/6/2022
Net consolidated (Losses) for the year	(79,719,148)	(55,251,818)	(47,107,774)
Number of shares	133,065,867	68,058,443	133,065,867
<b>Earnings (loss) per Share</b>	<b>(0.60)</b>	<b>(0.81)</b>	<b>(0.35)</b>

\* The share loss per share will be according to the Mean weighted average number of issued shares during 2022 is  $\frac{(0.35)+(0.81)}{2} = (0.58)$

- The company shares were increased from 68,058,443 to 133,065,867 as an increase of 65,077,424 with a nominal value of 10 L.E per share as a result of the general subscription of the old shareholders from 25 March 2018 to 23 April 2018.
- The number of shares was increased by the extraordinary meeting of the General Assembly held on 25 June 2018, and was adopted on 14 March 2022, and the company Notation in the commercial register with an increase in the number of shares on 15 March 2022.
- The share of losses has been divided into two periods for the comparative period 30/6/2022 as follows:
  - First period: 1/1/2022 to 15/3/2022, the period before the company Notation in the commercial register, to increase the shares of the company.
  - Second period: 16/3/2022 to 30/6/2022, the period after the company Notation in the commercial register, to increase the shares of the company.

## 27. Tax Status:

### Company Details:

- Tax File number: 00/00/267/10/5/555
- Tax Registration number: 205 - 001 - 548
- Tax Office: Tax authority large payers

## Sinai Cement Company

### FIRST: Corporate Income Tax:

- The company presents its tax returns in due time and the tax exemption have been ended on 31/12/2011.

### Years from start of operation year 1998 to Year 2012:

- The company was examined and the tax due on it was paid according to Form 9 reservation issued by the Tax Center for Major Financiers on 17/10/2019, and the estimates of the mission were challenged in some items and a lawsuit was filed before the Supreme Administrative Court, and a request was submitted to the Dispute Resolution Committee No. 49/2637.

### Years from 2013 to 2014 :

- The company was examined and the examination resulted in some items of disagreement, and it was referred to the internal committees and then the specialized internal committees issued their decision, and the result was objected to and referred to the tax appeal committees, which issued its decision to reduce the tax bases concluded by the specialized internal committee, and thus the tax became payable and the mission linked the tax according to the decision of the appeal committee, The company has paid the tax due according to Form 9 reservation referred to above.
- It should be noted that the company has appealed this decision before the Administrative Court under the lawsuit No. 5597 of 76 BC, D 26 taxes, and also submitted a request to the Dispute Resolution Committee No 49/2210 at 4/12/2022.

### Years from 2015 to 2019:

- These years was examined and the examination resulted that there were tax losses for these years, and tax variance due for article No (56), and these differences are being settled through the credit balance due to the company.

### Years from 2020 to 2022:

- The company presents its tax returns in due time

### SECOND: Value Added Tax "VAI":

- The company submits tax returns on legal dates and pays the due on a regular basis.

### Years from start of operation year 1998 to Year 2019:

- The final settlement has been completed and there are no outstanding dues.

### Year 2020/2022

- The examination was not requested by the mission.

### THIRD: Withholding Tax:

- The company presents its tax forms in the due times and pays the tax due regularly.
- The company is regularly inspected for withholding taxes with no tax differences.

**FOURTH: Stamp Tax:**

**Years from start of operation to year 2020:**

- The tax differences were examined and settled as a deduction from the balances of the advance payments due to the company according to the latest form 9 reservation issued by the mission

**Year from 2021 to 2022- :**

- The examination was not requested by the mission.

**FIFTH: Salaries Tax:**

- The company presents its tax returns in the due times and pays the tax due regularly.

**Years from start of operation to Year 2020:**

- The tax differences were examined and settled according to the latest form 9 reservation issued by the mission

**Year 2021/2022**

- The examination was not requested by the mission.

**SIXTH Tax on dealings with related parties:**

- The center of tax authority large payers was notified the company with a tax form payment (3/1) with tax center number 1804 on 22/2/2022 a fine was demanded amount 9,945,448 EGP from un completing the contents of the main and local file of tax settlement 2022, according to article number 30 of law number 91 for 2005 and articles 12/13 of law number 206 for the year 2020, that's in addition to 534,567 (other than delay charge), with a total fine amount EGP 10,480,015 till January 2022.
- The company has appealed the legal deadline and completing these files as appropriate and presently to the tax authority.

**SEVENTH: Development dues:**

- The company presents its monthly declaration regularly.
- The company was examined until 2015, and the company was asked for examination differences until December 2015 in the amount of EGP 909,975, and it was challenged on the established dates, and the appeal was accepted in form, and in the matter, the Appeals Committee agreed with the Tax Authority's point of view, and the Company filed a case with the State Council to challenge the Committee's decision. No session has been set to date, and the company has paid these differences, and a request to end a dispute was submitted on 25/12/2022.

**EIGHTH: Real Estate "Property" Tax:**

- The company paid tax claims for real estate tax due for the administrative office in Cairo and for the Plant in EL Arish - North Sinai Governorate. There is no dispute with the Real Estate Tax Authority.

**NINTH: cases filed by and against the company:**

- In light of the certificate of the company's legal advisor, His Excellency's opinion ended with the creation of a provision under the account of the cases filed against the company in the amount of approximately one million pounds under the deficit and the increase.

**Sinai Cement for Services Company**

**Corporate Income Tax:**

- The company presents its tax returns in due time.

**Years from 2008 to 2009**

The mission carried out an estimated examination for the years 2008 & 2009 and the company didn't receive any notification of tax dues for the period.

**Year 2010**

- The company was notified with Form 19 taxes of the estimated assessment on the company in the amount of 4,494,216 Egyptian pounds, and it was appealed on the legal dates with a request for Re-examination, The company was not notified of the committee's date, and the file was referred to the competent appeal committee, The committee issued its decision after responding to the company's requests A tax was imposed on the company in the amount of 1,113,000 Egyptian pounds instead of 4,494,216 in addition to delay penalties, The value of the company owed for this period of tax and interest amounted to 3,181,334 Egyptian pounds, The company paid 5% of the claim and paid the rest in installments over a full financial year, awaiting the ruling of the Administrative Court in the matter of re-examination.

**Years from 2011 to 2012**

- The mission carried out an estimated examination for the years 2011 & 2012 and the company didn't receive any notification of tax dues for the period.

**Years from 2013 to 2014**

- The mission carried out an estimated examination for the years 2011 & 2012, The company received a 36 payment with an amount of LE 11,178,978 on the basis of not appealing the tax form 19, The form was challenged and the company requested a physical re-examination of the years of dispute.

**Years from 2015 to 2018**

- The company received a 19 -tax form with a value of tax dues of EGP 7,824,281 The form was challenged and the company requested physical re-examination for the years of the dispute, and the examination work was not started.

**Years from 2019 to 2020**

- The company notified by a form (No.4) tax at 6/12/2022

**VAT:**

- The company presents its sales tax returns in the due times and pays the tax due regularly.
- The company was examined from the beginning of the activity until 2015, and there are no tax differences resulting from the examination until the end of 2015.
- From 2016 to 2020, the company has not been examined and no tax forms have been received.

**Discount, collection and payments made under tax Account:**

- The company submits tax forms on legal dates and repayments on a regular basis
- The company has not been inspected since start of operation till date.

**Stamp Tax:**

- The company has not been inspected for Stamp tax since start of operation till date.

**Salary Tax:**

- The company presents its tax returns in the due times and pays the tax due regularly.
- The period from 2008 until 2012, the company was notified with a tax form 42 of the estimated assessment of the company at an amount of 9,445,538 Egyptian pounds, and it was appealed against in the legal dates with a request for re-examination, and the company was not notified of the date of the committee.
- The period from 2013 until 2018, the company was notified of a form of 38 taxes with an estimated assessment of the company at an amount of 7,657,207 Egyptian pounds, and it was appealed against in the legal dates with a request for Re-examination, and the company was not notified of the date of the committee.
- From 2019 to 2020, the company has not been examined and no tax forms have been received.

**Real estate tax on built real estate:**

- The company did not receive any notifications of assessment of the real estate tax for the buildings erected in Arish.

**28. Related Parties Transactions:**

**Sinai Cement Company**

- Pursuant to the approval of the extraordinary general assembly on 9/7/1998 to authorize the company's Board of Directors to approve the existence of any contractual relations between the company and one of the founders or one of the members of the board of directors or any of the shareholders and accordingly the company has contracted with each of the following:
  - Sinai White Cement Co, (sister company), where the Sinai Cement Company contributes 25,4% of its capital, and there are transactions and a current account between them.
  - Vicat company - Technical Assistance contract.
  - Vicat Egypt Cement Company, A short-term loan.
  - Reliance Logistics Company that supplies briquette and its logistic works,
- The transactions with the related parties are carried out on the same bases the company deals with other parties, The total movement and balances of the above-mentioned accounts were as follows during the financial period ending 30 June 2023:

Egyptian Pounds		
Details	Transaction during the year	Balance as at 30/6/2023
Vicat (Technical assistance)	25,397,039	249,445,971
VICAT Egypt Cement Company, (Loan & Interest)	656,322,232	1,685,781,088
SINAI WHITE CEMENT	772,174	777,730
Reliance Logistics	53,902,945	26,537,523

**29. Capital Commitments:**

**Sinai Cement Company**

Capital commitments as at 30 June 2023 represent:

- The remaining outstanding shareholding in the capital of Industrial free Zone Development Co, - East Port Said amounting to EGP 34,672 representing 32%.
- The remaining of all contracts and agreements related to construction works inside the plant and other commitments to purchase fixed assets amounting to EGP 506,660.

**30. Contingent Liabilities & Probable commitments:**

**Sinai Cement Company**

- Contingent liabilities as at 30 June 2023 represent unsecured amounts of the letters of guarantee and letters of credit issued to third party as follows:

Details	Euro
Letters of credit	53,302

**31. Financial Instruments:**

- The financial instruments represent items with monetary nature which include assets and company's liabilities, the financial assets include cash at hand and in banks, debtors, notes receivables and some debit balances and due from affiliated companies, The financial liability includes bank facilities, creditors and credit balances and due to affiliated companies, Note No.3 to the financial statements includes accounting policies adopted for the measurement and reporting of the major financial instruments and their related profit and loss.

**Fair value of financial instruments:**

- In accordance with the bases of valuation of the company's assets and liabilities as per Note No.2 the fair value of the financial assets and liabilities are not materially different from their book value at the date of the financial statements.

**32. Risk Management**

**Introduction**

- Risk is inherent in the company activities but it is managed through a process of ongoing identification, measurement and monitoring, subject to risk limits and other controls, this process of risk management is critical to the Company's continuing profitability, The major risks to which the company is exposed in conducting its business and operations, and the means and organizational structure it employs in seeking to manage them strategically in building shareholder value are outlined below.

**32/1- Risk management structure**

- The Board of Directors of the Company is ultimately responsible for the overall risk management approach and for approving the risk strategies and principles.

**32/2- Excessive risk concentrations**

- Concentrations arise when a number of counterparties are engaged in similar business activities, or activities in the same geographic region, or have similar economic features that would cause their ability to meet contractual obligations to be similarly affected by changes in economic, political or other conditions, Concentrations indicate the relative sensitivity of the company's performance to developments affecting a particular industry or geographical location.
- In order to avoid excessive concentrations of risk, the Company's policies and procedures include specific guidelines to focus on country and counter party limits and maintaining a diversified portfolio, identified concentrations of credit risks are controlled and managed accordingly.

**32/3- Credit risk**

- Credit risk is the risk that one party of a financial instrument will fail to discharge an obligation and cause the other party to incur a financial loss, The Company manages credit risk by setting limits for individual counter-parties, monitors credit exposures, and continually assesses the creditworthiness of counterparties, with the result that the Company's exposure to bad debts is not significant.

- Credit risk is the risk that one party will fail to discharge an obligation; Company credit risk is limited as the company trades with clients with good financial solvency.
- The Company trades only with recognized, creditworthy third parties, in addition receivable balances are monitored on an ongoing basis.
- With respect to credit risk arising from the financial assets of the Company, which comprise bank balances and short-term deposits, the Company's exposure to credit risk arising from default of the counterparty, with a maximum exposure equal to the carrying amount of bank balances, short term deposits and accounts receivable.
- The company updated the method of calculating the expected credit losses on its financial assets on 30/6/2023, in accordance with the requirements of Egyptian Accounting Standard No. (47) amended for the year 2019 - financial instruments, and the balances in the mentioned study were found to be consistent with the balances in the financial statements.

**Gross maximum exposure to credit risk**

- The table below shows the gross maximum exposure to credit risk across financial assets.

Details	Egyptian Pounds	
	30/6/2023	31/12/2022
Bank balances and short-term deposits	412,944,183	124,728,597
Accounts receivable and other assets	1,369,789,000	689,925,539
<b>Total</b>	<b>1,782,733,183</b>	<b>814,654,136</b>

**Credit related commitments**

- Financial instruments with contractual amounts representing credit risk:

Details	Egyptian Pounds	
	30/6/2023	31/12/2022
Letters of guarantee	-	50,000
Letters of credit	1,799,822	1,400,990
<b>Total</b>	<b>1,799,822</b>	<b>1,450,990</b>

**32/4 Liquidity risk**

- Liquidity risk is the risk that the Company will be unable to meet its liabilities when they fall due, to limit this risk, management has arranged diversified funding sources, manages assets with liquidity in mind, and monitors liquidity on a daily basis.
- The Company's objective is to maintain a balance between continuity of funding and flexibility through the use of bank deposits and loans.
- The table below summarizes the maturity profile of the company's financial liabilities based on contractual undiscounted repayment obligations; The liquidity profile of financial liabilities reflects the projected cash flow which includes future interest payments over the life of these financial liabilities.

Details	Egyptian Pounds	
	30/6/2023	31/12/2022
Creditors, Suppliers and Notes payable	862,938,340	803,928,775
Credit balances and other credit balances	1,071,138,921	1,132,466,713
Bank Facilities and Loans	361,937,355	280,081,196
<b>Total</b>	<b>2,296,014,616</b>	<b>2,216,476,684</b>



### 32/5- Market Risk

- Market risk is the risk that the value of an asset will fluctuate as a result of changes in market variables such as interest rates, foreign exchange rates and equity prices, whether those changes are caused by factors specific to the individual investment or its issuer or factors affecting all investments traded in the market.
- Market risk is managed on the basis of pre-determined asset allocations across various asset categories, diversification of assets in terms of geographical distribution and industry concentration, a continuous appraisal of market conditions and trends and management's estimate of long- and short-term changes in fair value.

### 32/6- Interest rate risk

- Interest rate risk arises from the possibility that changes in interest rates will affect future profitability or the fair values of financial instruments, Interest rate risk is managed by the finance department of the Company, The company is exposed to interest rate risk on its interest-bearing assets and liabilities (bank deposits, loans and borrowings) as a result of mismatches of interest rate reprising of assets and liabilities, It is the Company's policy to manage its interest cost using a mix of fixed and variable rate debts, The Company's policy is to keep a substantial portion of its borrowings at variable rates of interest, The company is controlling the maturity dates of the monetary assets and liabilities with their related interest rate.

### 32/7- Equity price risk

- Equity price risk arises from changes in the fair values of investments, The Company manages this through diversification of investments in different sectors, All of the Company's investment shares are not quoted on the Stock Exchange.

### 32/8- Foreign currency risk

- Currency risk is the risk that the value of the financial instrument on monetary items will fluctuate due to changes in the foreign exchange rates that affect payments and receipts in foreign currencies in addition to valuation of assets and liabilities in foreign currencies. Accordingly, the company is facing the risk of fluctuation in exchange rates due to the non-existence of sufficient balances denominated in foreign currencies. As at 30/6/2023 there were liabilities denominated in foreign currencies amounting to U\$ dollar 1,469,921 and € Euro 7,481,717 against assets denominated in foreign currencies amounting to U\$ dollar 11,451,826 and € Euro 1,542,264. Assets & Liabilities have been revalued at the prevailing exchange rate at that date.

### 32/9- Capital Management

- The primary objective of the Company's capital management is to ensure that it maintains healthy capital ratios in order to support its business maximize shareholder value and remain within the quantitative loan covenants. The Company manages its capital structure and makes adjustments to it, in light of changes in economic conditions. To maintain or adjust the capital structure, the Company may adjust the dividend payment to shareholders, return capital to shareholders or issue new shares The company's management, aims to ensure its continuity as a working entity and maintain an effective capital structure with the aim of developing business and maximizing the return to shareholders through optimizing the use of equity.
- The capital structure of the company consists of Company Equity which comprise issued capital, reserves, retained earnings and net Losses, of the period as at 31/12/2022 amounted to EGP 527,673,934 and as at 30/6/ 2023 amounted to EGP (607,398,347).
- On 14/3/2022, the extraordinary general assembly meeting of the company held on 25/6/2018 was approved, and the assembly agreed to increase the authorized capital from 1 billion Egyptian pounds to 2 billion Egyptian pounds, in order to accommodate the increase in the issued capital, as well as absorb any Future increases, and an increase in the issued capital from the amount of 680,584,430 Egyptian pounds to the amount of 1,330,658,670 Egyptian pounds, according to a cash increase of 650,074,240 Egyptian pounds distributed over the number of shares of 65,007,424 shares with a

nominal value of 10 pounds per share as resulted from the subscription. The year is for old shareholders during the period from 25/3/2018 to 23/4/2018 and the company's commercial registry has indicated that on 15/3/2022. Thus, the number of companies shares after the increase became 133,065,867 shares.

**33- Comparative figures: -**

- Comparative figures are reclassified whenever necessary to keep pace with the changes in the presentation used in the current period, and no figures have been reclassified during the period.

**Increased risks to operations: -**

- Beginning year of 2020, the world was affected by epidemic of Corona virus, which led to disruption of commercial and economic activities, and the consequent slowdown of many of the economies of the major countries in the past period and the rise in global prices for goods and services, and this was followed by the outbreak of the Russian - Ukrainian war in 2022, which led to inflationary pressures that affected the economies of many countries, including the economy of the Arab Republic of Egypt.
- Therefore, these events will have an expected impact on the financial position and future business results of the company, it is currently impossible to determine the size of this impact on the assets and liabilities listed in the company's current financial statements.

**Netting contracts:**

- Based on the decision of the minutes of the Ordinary General Assembly held on 17/6/2021 and approved by the General Investment Authority on 13/2/2022, it was approved to authorize the members of the Board of Directors to sign the following contracts:
  - Contract with Reliance Logistics Company.
  - A contract with Sama Sina Investment Company.
  - Contract with Vicat Egypt for the cement industry.

**34- Important events: -**

- On 4/6/2023, the extraordinary general assembly meeting of the company was held, and it agreed with convened and decided unanimously to approve the company's continuation of its activity despite the losses exceeding more than half of shareholders' equity, and the assembly was not approved by the General Authority for Investment and Free Zones until the date of preparation current financial statements.
- On May 24, 2023, the Board of Directors of the company convened and the Board of Directors decided to unanimously approve the authorization of the Chairman of the Board of Directors to call the Extraordinary General Assembly to consider approving the amendment of Articles No 6 & 7 and Determining the date and place of the meeting to increase authorize capital of the company to become 10 billion Egyptian pounds, and the company's issued capital increased by the nominal value of the share by 1,682,007,520 EGP, by issuing 168,200,752 shares, representing 126.43% of the company's capital shares in cash or by using cash debts due to shareholders, and take the necessary legal measures to amend Articles No. 6 & 7 of the company's articles of association, and take the necessary legal measures at the Financial Supervisory Authority, the Egyptian Stock Exchange, and the concerned administrative authorities to implement this increase, and notified the Egyptian Stock Exchange - Disclosure Sector with a summary Decisions of the mentioned board of directors meeting.
- On 6/1/2023, the Ordinary General Assembly of the company held on 4/26/2022 were approved, and entry was made in the company's commercial register on 6/1/2023 with what came in the mentioned Ordinary Assembly, and the most important thing came in the Assembly that the approval of the changes made to the company's board of directors and re-formation of a new board

of directors consisting of 11 members, and the renewal of the appointment of the term of the board of directors for a period of 3 years.

- On January 3, 2023, judgment from the First Circuit in Case No. 83 of economic appeal for the year 13 issued to Sinai Cement Company against Sinai White Portland Cement Company (SAE), in which Sinai Cement Company's shareholding is 25.40%. According to this ruling, Sinai Cement Company was entitled to a total amount of 172,726,996 Egyptian pounds, which represents part of the retained profits for the period from 2012 to 2017, and interest on the amount at the rate of 4% from the date of 3/2/2021, and until the defendant company has paid the aforementioned amount.
- And Sinai Cement Company has begun to start the procedures for implementing the aforementioned ruling, but the Sinai White Portland Cement Company (the opponent) has filed forms under No 67 of 2023, and it has been postponed to the session 2/9/2023, and in addition to that Sinai White Portland Cement Company appealed against the judgment of cassation under No. 6447 of the year 93 BC, and a session has not yet been set for its consideration. The disclosure sector in the Egyptian Stock Exchange has already been notified of what happened in the aforementioned case within the legal deadlines.