


Board of Directors report on the company's activity

Based on the separate and consolidated financial statements for the financial period ending on June 30st, 2023

SODIC Group has made achievements during the financial period ending June 30st, 2023, as follows:

1. The net contracts of clients during the period from 01/01/2023 to 30/06/2023 amounted to 7,208 Mn Egyptian pounds.
2. The net cash collections during the period from 01/01/2023 to 30/06/2023 amounted to 4,130 Mn Egyptian pounds.
3. The following is a statement of the position of the company's projects until 30/06/2023:

Project Name	Units' delivery numbers	Values of the Units Million EGP
Westtown Residence and Courtyard	2	11
Easttown Residence	11	59
Caesar	1	14
Polygon	4	77
October Plaza	79	368
Polygon X	7	47
Pavillion	36	490
Sky Condos	45	251
Strip II	1	12
SODIC East	136	753
Allegria Residence	32	237
EDNC	17	262
Six West	24	216
Villette	3	64
Forty West	3	58
WMC	1	8



أحمد جازي
مدير عام


Key indicators extracted from the company's consolidated financial statements for the financial period ending on June 30st, 2023:

Statement of consolidated profit or loss Highlights:

Item	Financial period	
	First Half of 2023 (EGP'000)	First Half of 2022 (EGP'000)
Total revenues from operations	2 915 308	2 730 666
Gross Profit	1 118 036	917 953
Net Profit	341 714	295 711
Net Profit attributable to equity holders	335 083	291 730

Statement of financial position Highlights:

Item	Financial period	
	As of June 30 st , 2023 (EGP'000)	As of June 30 st , 2022 (EGP'000)
Long-Term Assets	4 964 386	3 711 594
Trade & Notes Receivables	4 226 291	2 636 027
Work in Process	16 149 841	16 410 888
Financial Investments at amortized Cost	1 324 861	533 235
Cash and cash equivalents	1 603 258	1 636 158
Total Equity	7 652 841	7 088 590
Advances from Customers	10 713 652	7 537 844
Total Bank Loans & Credit Facilities	3 118 568	3 058 297



شركة السادس من أكتوبر للتنمية والاستثمار - سوديك ش.م.م
 الكيلو ٣٨ طريق القاهرة/المنطقة الصناعية/الشيخ زايد، جيزة، مصر - ص.ب: ١١٩ الشيخ زايد
 تليفون: ١١٢٠ او ٣٨٢٧ ٣٨٢٧ فاكس: ٣٨٢٧ ٣٨٢٧
 شارع ال ٩٠ الجنوبي، قطعة ٧٧، سيتي سنتر، القاهرة الجديدة
 sodic.com

أحمد
 أحمد
 أحمد
 أحمد
 أحمد

Key indicators extracted from the Company's Separate financial statements for the financial period ending on June 30st, 2023:

Statement of profit or loss Highlights:


Item	Financial period	
	First Half of 2023 (EGP'000)	First Half of 2022 (EGP'000)
Total revenues from operations	1 916 983	1 103 174
Gross Profit	875 952	290 638
Net Profit (loss)	182 575	(118 657)

Statement of financial position Highlights:

Item	Financial period	
	As of June 30 st , 2023 (EGP'000)	As of June 30 st , 2022 (EGP'000)
Long-Term Assets	4 152 198	3 457 234
Trade & Notes Receivables	1 944 495	1 058 864
Work in Process	8 195 860	8 679 166
Financial Investments at amortized Cost	208 275	243 855
Cash and cash equivalents	533 265	578 364
Total Equity	2 765 900	2 942 357
Advances from Customers	3 820 531	3 395 052
Total Bank Loans & Credit Facilities	1 275 437	1 454 327

General Manager


Ayman Mostafa Ali Amer



Date: 27/07/2023

