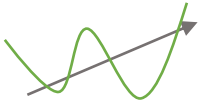
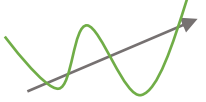
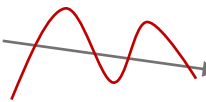


Standalone financial statements summary

(Unaudited)

Balance Sheet(Dec Year End)

In EGP'000	30 / 6 / 2021	31 / 12 / 2020	Trend line	△ %
Net work Capital	1,299,558	1,019,562		+27.5 %
Equity	2,678,088	2,365,535		+13.2 %
Issued and Paid Capital	991,705	991,705	-	-
Reserves	1,435,847	1,458,148		-1.5 %
Retained earnings	5,545	5,545	-	-
Profit (Loss) For the period	244,991	-	-	-

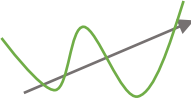
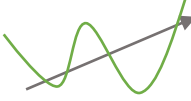
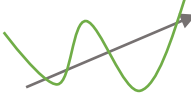
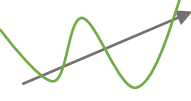
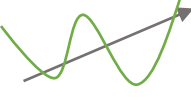


Standalone financial statements summary

(Unaudited)

Income Statement (Dec Year End)

In EGP'000

	30 / 6 / 2021	30 / 6 / 2020	Trend line	△ %
Revenue	1,544,160	1,402,511		+10.1 %
Gross profit	678,207	534,649		+26.9 %
Gross Profit Margin	43.9 %	38.1 %		+5.8 %
Net Profit Before Tax	315,676	263,951		+19.7 %
Net Profit After Tax	244,991	221,763		+10.5 %



Standalone financial statements summary

(Unaudited)

Cash Flow (Dec Year End)

In EGP'000

30 / 6 / 2021

30 / 6 / 2020

Cash Flow From (In) Operating Activities

(152,363)

28,918

Cash Flow From (In) Investing Activities

(42,264)

(68,576)

Cash Flow From (In) Financing Activities

(238,261)

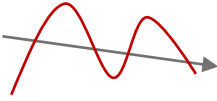
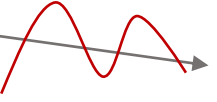
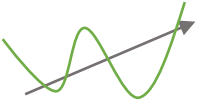
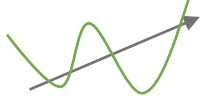
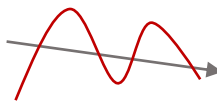
76,544



Consolidated financial statements summary

(Unaudited)

Balance Sheet(Dec Year End)

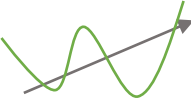
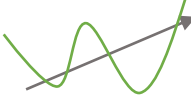
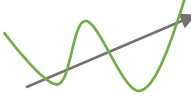
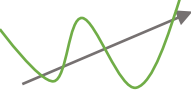
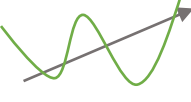
In EGP'000	30 / 6 / 2021	31 / 12 / 2020	Trend line	△ %
Net work Capital	1,457,777	1,533,672		-4.9 %
Equity	2,801,889	2,846,820		-1.6 %
Issued and Paid Up Capital	991,705	991,705	-	-
Reserves	1,531,272	1,451,466		+5.5 %
Retained earnings	5,852	4,114		+42.2 %
Profit (Loss) For the period	270,415	486,514		-44.4 %



Consolidated financial statements summary

(Unaudited)

Income Statement (Dec Year End)

In EGP'000	30 / 6 / 2021	30 / 6 / 2020	Trend line	△ %
Revenue	1,584,659	1,456,209		+8.8 %
Gross profit	709,297	584,958		+21.3 %
Gross Profit Margin	44.8 %	40.2 %		+4.6 %
Net Profit Before Tax	348,899	315,981		+10.4 %
Net Profit After Tax	270,769	262,201		+3.3 %



Consolidated financial statements summary

(Unaudited)

Cash Flow (Dec Year End)

In EGP'000

30 / 6 / 2021

30 / 6 / 2020

Cash Flow From (In) Operating Activities

(164,051)

77,765

Cash Flow From (In) Investing Activities

(43,683)

(68,611)

Cash Flow From (In) Financing Activities

(281,236)

37,101

